

**Legend**





-  Sewage Pumping Station
-  Sewer Gravity Pipe
-  HWEA 201 Wastewater Service Boundary
-  Site A

Exhibit A-1  
**Sanitary Sewer System Schematic**  
 Hopkinsville Water Environment Authority  
 May 2004

1 inch equals 4,000 feet